

Year End 2021 Residential Market Activity

Number of Sales



807 (2021)

840 (2020)



-3.9%



ANCASTER

Average Sale Price



\$1,186,531 (2021)

\$880,459 (2020)



34.8%



REALTORS[®]
ASSOCIATION
of Hamilton-Burlington

www.rahb.ca/market-stats/



Year End 2021 Residential Market Activity

Number of Sales



3,507 (2021)

3,306 (2020)



6.1%



BURLINGTON

Average Sale Price



\$1,087,000 (2021)

\$887,662 (2020)



22.5%



REALTORS[®]
ASSOCIATION
of Hamilton-Burlington

www.rahb.ca/market-stats/



Year End 2021 Residential Market Activity

Number of Sales



209 (2021)
198 (2020)



5.5%



CALEDONIA

Average Sale Price



\$768,365 (2021)
\$577,921 (2020)



33%



REALTORS[®]
ASSOCIATION
of Hamilton-Burlington

www.rahb.ca/market-stats/



Year End 2021 Residential Market Activity

Number of Sales



85 (2021)

91 (2020)



-6.5%



CAYUGA

Average Sale Price



\$781,187 (2021)

\$659,115 (2020)



18.5%



REALTORS[®]
ASSOCIATION
of Hamilton-Burlington

www.rahb.ca/market-stats/



Year End 2021 Residential Market Activity

Number of Sales



426 (2021)
313 (2020)



36.1%



DUNDAS

Average Sale Price



\$939,855 (2021)
\$758,976 (2020)



23.8%



REALTORS[®]
ASSOCIATION
of Hamilton-Burlington

www.rahb.ca/market-stats/



Year End 2021 Residential Market Activity

Number of Sales



265 (2021)
297 (2020)



-10.8%



DUNNVILLE

Average Sale Price



\$652,401 (2021)
\$468,313 (2020)



39.3%



REALTORS[®]
ASSOCIATION
of Hamilton-Burlington

www.rahb.ca/market-stats/



Year End 2021 Residential Market Activity

Number of Sales



331 (2021)
324 (2020)



2.2%



FLAMBOROUGH

Average Sale Price



\$1,281,380 (2021)
\$972,925 (2020)



31.7%



REALTORS[®]
ASSOCIATION
of Hamilton-Burlington

www.rahb.ca/market-stats/



Year End 2021 Residential Market Activity

Number of Sales



613 (2021)
560 (2020)



9.5%



GLANBROOK

Average Sale Price



\$941,183 (2021)
\$674,294 (2020)



39.6%



REALTORS[®]
ASSOCIATION
of Hamilton-Burlington

www.rahb.ca/market-stats/



Year End 2021 Residential Market Activity

Number of Sales



743 (2021)
649 (2020)



14.5%



GRIMSBY

Average Sale Price



\$867,499 (2021)
\$692,885 (2020)



25.2%



REALTORS[®]
ASSOCIATION
of Hamilton-Burlington

www.rahb.ca/market-stats/



Year End 2021 Residential Market Activity

Number of Sales



101 (2021)
72 (2020)



40.3%



HAGERSVILLE

Average Sale Price



\$631,570 (2021)
\$446,713 (2020)



41.4%



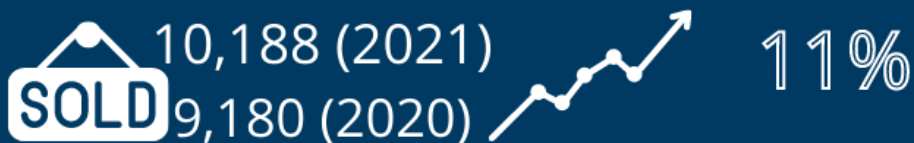
REALTORS[®]
ASSOCIATION
of Hamilton-Burlington

www.rahb.ca/market-stats/



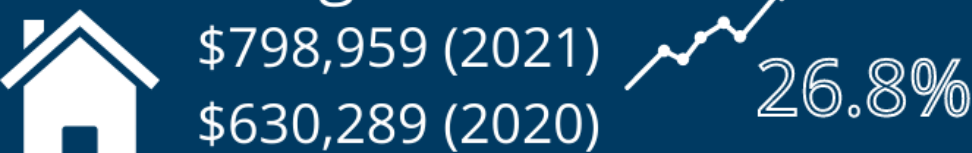
Year End 2021 Residential Market Activity

Number of Sales



HAMILTON

Average Sale Price



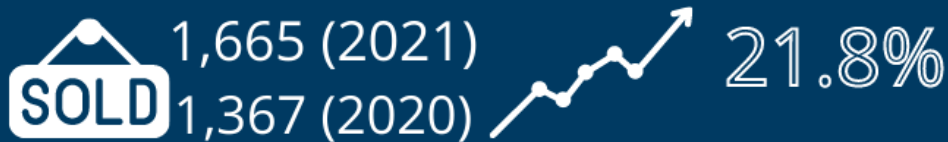
REALTORS[®]
ASSOCIATION
of Hamilton-Burlington

www.rahb.ca/market-stats/



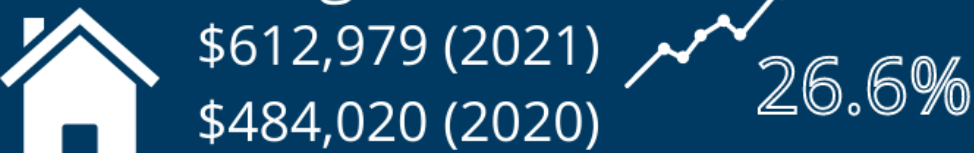
Year End 2021 Residential Market Activity

Number of Sales



HAMILTON
CENTRE

Average Sale Price



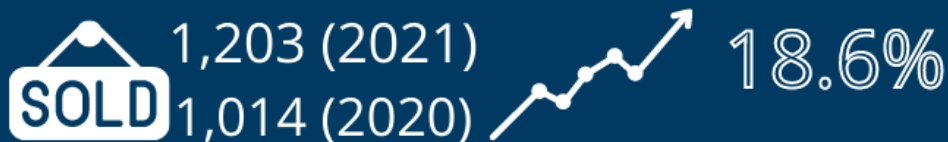
REALTORS[®]
ASSOCIATION
of Hamilton-Burlington

www.rahb.ca/market-stats/



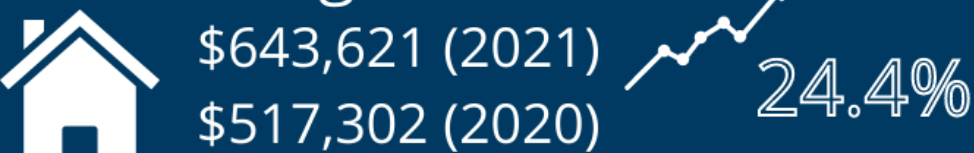
Year End 2021 Residential Market Activity

Number of Sales



HAMILTON
EAST

Average Sale Price



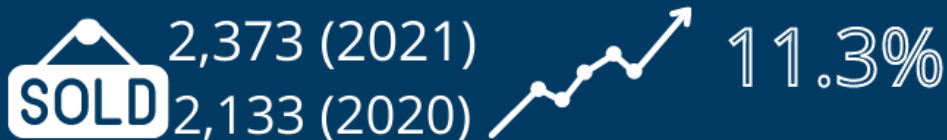
REALTORS[®]
ASSOCIATION
of Hamilton-Burlington

www.rahb.ca/market-stats/



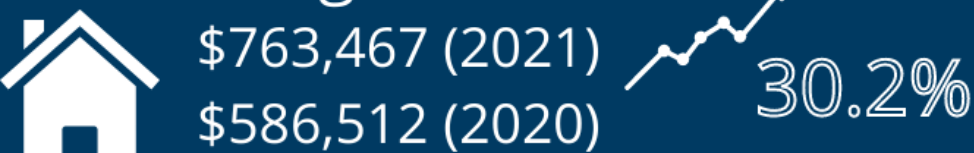
Year End 2021 Residential Market Activity

Number of Sales



HAMILTON
MOUNTAIN

Average Sale Price



REALTORS[®]
ASSOCIATION
of Hamilton-Burlington

www.rahb.ca/market-stats/



Year End 2021 Residential Market Activity

Number of Sales



925 (2021)
752 (2020)



23%



HAMILTON
WEST

Average Sale Price



\$696,677 (2021)
\$579,336 (2020)



20.2%



REALTORS[®]
ASSOCIATION
of Hamilton-Burlington

www.rahb.ca/market-stats/



Year End 2021 Residential Market Activity

Number of Sales



12 (2021)

13 (2020)



-7.6%



ONEIDA

Average Sale Price



\$1,453,315 (2021)

\$777,000 (2020)



87%



REALTORS[®]
ASSOCIATION
of Hamilton-Burlington

www.rahb.ca/market-stats/



Year End 2021 Residential Market Activity

Number of Sales



56 (2021)

60 (2020)



-6.6%



RAINHAM

Average Sale Price



\$567,123 (2021)

\$475,017 (2020)



19.4%



REALTORS[®]
ASSOCIATION
of Hamilton-Burlington

www.rahb.ca/market-stats/



Year End 2021 Residential Market Activity

Number of Sales



28 (2021)

38 (2020)



-26.3%



SENECA

Average Sale Price



\$1,104,764 (2021)

\$788,453 (2020)



40.1%



REALTORS[®]
ASSOCIATION
of Hamilton-Burlington

www.rahb.ca/market-stats/



Year End 2021 Residential Market Activity

Number of Sales



129 (2021)

132 (2020)



-2.3%



SMITHVILLE

Average Sale Price



\$884,220 (2021)

\$589,243 (2020)



50%



REALTORS[®]
ASSOCIATION
of Hamilton-Burlington

www.rahb.ca/market-stats/



Year End 2021 Residential Market Activity

Number of Sales



1,633 (2021)

1,633 (2020)



0%



STONEY CREEK

Average Sale Price



\$865,634 (2021)

\$667,646 (2020)



29.7%



REALTORS[®]
ASSOCIATION
of Hamilton-Burlington

www.rahb.ca/market-stats/



Year End 2021 Residential Market Activity

Number of Sales



541 (2021)
496 (2020)



9.1%



WATERDOWN

Average Sale Price



\$1,009,604 (2021)
\$760,264 (2020)



32.8%



REALTORS[®]
ASSOCIATION
of Hamilton-Burlington

www.rahb.ca/market-stats/

